

Select a school: ➔ **Old Earth Primary School**

[Return to menu page](#)

DFE Number:	2083
URN:	137398
Status:	Academy converter
Type:	Primary

Academy

Old Earth Primary School

NOR: 457

Age range: 3-11

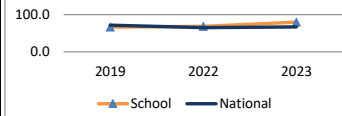
OFSTED GRADES

Last OFSTED Date	Overall Effectiveness	LM	QE	PD	BA	EYFSP	Sixth Form
14/12/2022	1	1	1	1	1	1	NJ

EYFSP

	2019		2022		2023	
	School	National	School	National	School	National
% Achieving						
GLD	66.7	71.8	68.4	65.2	80.0	67.2
Av Total Points Score	32.9	34.6				
Reading - Expected	68.3	76.9	70.2	74.7	85.0	75.3
Writing - Expected	66.7	73.7	68.4	69.5	83.3	69.6
Numbers - Expected	70.0	79.8	68.4	77.8	83.3	78.2

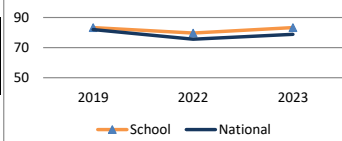
EYFS % Achieving GLD



Phonics (Year 1)

	2019		2022		2023	
	School	National	School	National	School	National
% achieving Wa	83.3	82	79.7	75.6	83.3	78.9

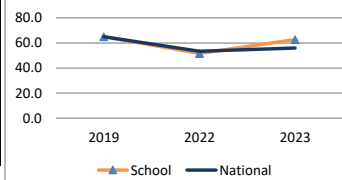
Phonics % at Wa in Yr1



KEYSTAGE 1

	2019		2022		2023	
	School	National	School	National	School	National
% Achieving						
RWM Combined EXS+	65.0	65.0	51.7	53.4	62.7	56
Reading - Expected+	75.0	75.0	61.7	66.9	76.3	68.3
Reading - Greater depth	18.3	25.0	15.0	18.0	15.3	16.3
Writing - Expected+	70.0	69.0	55.0	57.7	62.7	60.1
Writing - Greater depth	0.0	14.8	6.7	8.0	13.6	8.2
Maths - Expected+	75.0	76.0	70.0	67.7	79.7	70.4
Maths - Greater depth	13.3	21.7	8.3	15.1	11.9	18.4

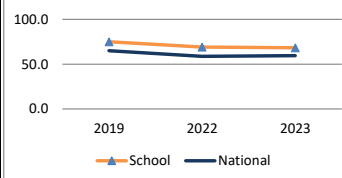
KS1 % at RWM EXS+



KEY STAGE 2

	2019		2022		2023	
	School	National	School	National	School	National
RWM Combined EXS+	75.0	65.0	69.0	58.7	68.3	59.4
Reading - Expected+	83.0	73.0	81.0	74.5	83.3	72.6
Reading - Greater depth	33.0	26.9	36.2	27.8	40.0	29.0
Writing - Expected+	83.0	78.0	79.3	69.5	83.3	71.4
Writing - Greater depth	22.0	20.2	12.1	12.8	15.0	13.2
Maths - Expected+	88.0	79.0	82.8	71.4	75.0	72.9
Maths - Greater depth	42.0	26.6	37.9	22.4	35.0	23.9

KS2 % at RWM EXS+



KS2 Progress

	2019		2022		2023	
	School	National	School	National	School	National
Reading	0.8	0.0	1.0	0.1	2.4	0.0
Writing	-0.2	0.1	0.8	0.1	2.6	0.0
Maths	1.4	0.0	1.7	0.1	2.4	0.0

KS1 Last Moderated	2019
KS2 Last Moderated	2022

Attendance

	School	National
% Attendance	96.33	93.70
% Persistent Absence	6.67	20.90

Fixed Term Exclusions

	School	National
Suspensions Rate	0.89	1.42

Sources and status:

Prior years are validated
Attendance and Exclusions data publication date is one year behind

Measures	2023
EYFSP	KEYPAS Unvalidated
KS1	KEYPAS Unvalidated
Phonics	KEYPAS Unvalidated
KS2 Attainment	KEYPAS Unvalidated
KS2 Progress	KEYPAS Unvalidated
Attendance - National	KEYPAS Unvalidated
Attendance - School	KEYPAS Unvalidated

KS1 to KS2 Progress

